

Cosmetic Consulting at the Point of Sale Measurement Parameters for Cosmetic Consulting



Building on the long-term expertise from the scientific field, C+K has developed special measuring equipment for skin testing to promote cosmetic products or treatments at the point of sale in aesthetic salons or at the dermatologist's practice. The devices vary from small handheld units and flexible battery operated devices to sophisticated combined models with easy to use software to determine the needs of the skin and to recommend adequate products.



VisioFace® 1000 D

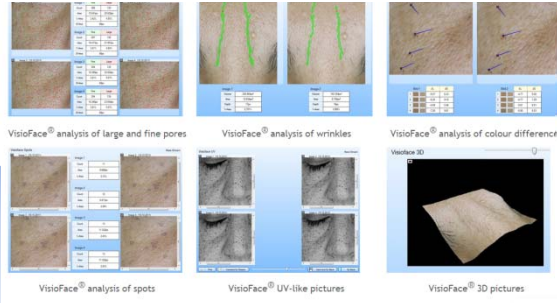
full face photography - comprehensive, economic analysis of the face

Software can analyse visible spots, pore, wrinkles colour differences, UV-like, 3D-image



Multi Dermoscope MDS 1000

Multi Skin Test Center MC 1000



VisioFace® analysis of large and fine pores VisioFace® analysis of wrinkles VisioFace® analysis of colour differences
VisioFace® analysis of spots VisioFace® UV-like pictures VisioFace® 3D pictures

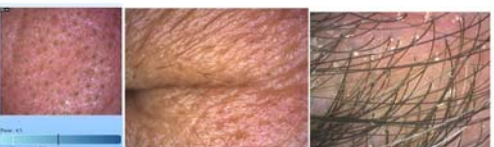


Elasticity Moisture



Visioscope PC35

The camera takes most impressive images of the skin surface, of hair and scalp and other body parts (e.g. nails, lips etc.).



Visiopor PP45N

visibility of porphyrines (bacterial pigments creating comedones and later acne)



Sebum Pigmentation



Customized Devices & Software



Hydro Pen HP 10 (moisture)
Skintone Pen TP 20 (pigmentation)
Sebu Pen SP 15 (sebum with pads)



NAMSIANG TRADING CO.,LTD.
19 SUKHUMVIT ROAD, SOI 70, BANGNA, BANGKOK 10260 TEL : 662 7448257-60 FAX : 662 7447082
website:www.namsiang.com e-mail: sales@namsiang.com



www.courage-khazaka.com

Competent Skin Advice at the Point of Sale

moisture, oil, elasticity, pigmentation

Multi Dermascope MDS 1000

Multifunction Skin Analysis

- measurement of skin hydration and oil content (sebum) by probes



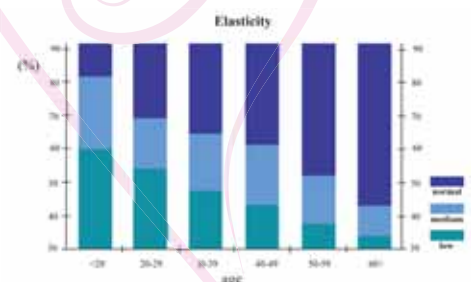
- interpretation for facial skin on a diode chain
- measurement of skin pigmentation by means of a melanin probe



- values calculated into a recommended SPF for sun exposure
- measurement of viscoelastic properties of skin by elasticity measurement probe



- indication of biological skin age in % in a chart according to person's age



Competent Skin Advice at the Point of Sale

Multi Dermoscope MDS 1000

Visioscope® AP 35 skin camera with polarized light



crow's feet



pigmentation spots



pores



hair

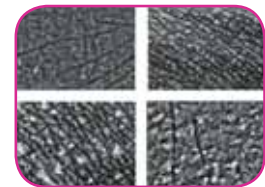


facial erythrosis



Special foils Sebufix® F16 and Corneofix® F 20

usable with the camera to perform quantitative analysis of sebum production and desquamation (chart interprets the images visible on the monitor)



- impressive tool for all kinds of applications at the point of sale, in the salon, or at the dermatologist
- quick and easy use
- diagnosis within a few minutes
- no need of computer to operate the system

Please ask for our special transportation accessories.

very impressive images of skin surface, pigmentation and blood flow as well as hair and scalp on a built in videomonitor

possibility of freezing the image

Technical Data:
 Dimensions: 37 x 28 x 22 cm, Weight: 2.7 kg without probes,
 External power supply: 100-240 VAC/12VDC,
 Measuring principles:
 Moisture: capacitance (scale 0-99)
 Sebum: photometrical (scale 0-99)
 Elasticity: suction (scale 0-99)
 Melanin: absorption/reflection (scale 0-99)
 colour camera with 2 polarisation filters, one switchable;
 camera button to switch the polarization filter and freeze the image

Technical changes may be made without prior notice.



www.courage-khazaka.de

Cologne, Germany

Stand Out with Your Excellent Cosmetic Advice

Multi Skin Test Center® MC 1000 & Software

moisture, oil, melanin, pH, elasticity & many more



allows operating all modular probes at the same time according to individual demands due to modular probe technology.

measuring probes for following parameters can be connected: moisture, oil, pH, pigmentation & redness, transepidermal waterloss (TEWL - the barrier function of the skin), skin temperature and elasticity. Additionally the camera visioscope PC can be connected.



The Multi Skin Test Center® MC 750 offers the features like the MC 1000 except for the camera functions.

Please ask for our special transportation accessories.

Technical Data:
 External power supply: Input: 100-240 V, 50-60 Hz, Output: 12 V, 4 A,
 Dimensions: 46 x 22 x 9 cm; Weight without probes: approx. 1.8 kg,
 Computer: Windows® 7 / Windows® 8 / Windows® 10; Interface: USB 2.0

Measuring principles:
 Moisture: capacitance (scale 0-99); Sebum: photometrical (scale 0-99); Elasticity: suction (scale 0-99); Melanin/Erythema: absorption/reflection (scale 0-99); pH: glass electrode (pH with one decimal); TEWL-Index: open chamber water flux measurement (scale 0-20)
 Additional Visioscope® PC 35 or Visiopor® PP 34N

Technical changes may be made without prior notice.



www.courage-khazaka.de

Cologne, Germany

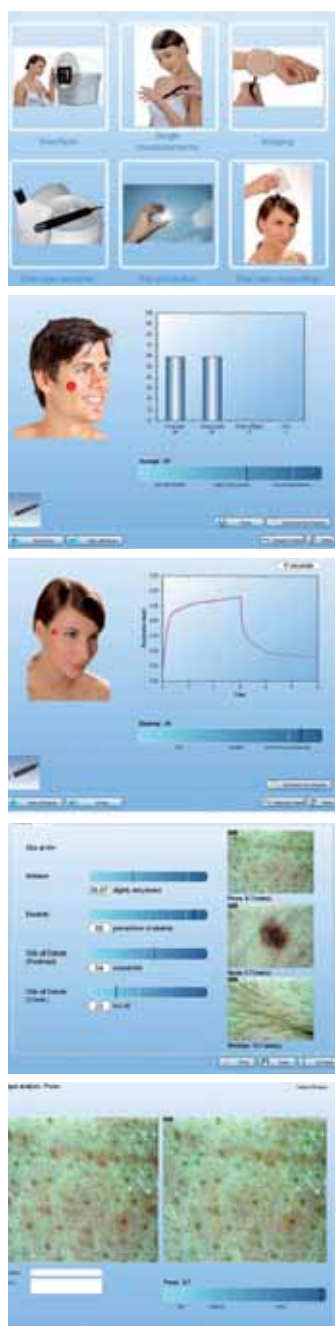

Stand Out with Your Excellent Cosmetic Advice

Multi Skin Test Center® MC 1000 & Software

moisture, oil, melanin, pH, elasticity & many more

CSI-Software

- ♥ **Very user-friendly and appealing software** Complete skin investigation simplifying work with the system.
- ♥ **Individual product recommendations** for skin care, hair care and sun screen products which can be printed out for the customer.
- ♥ **Easy increase of sales** by offering a special service to distinguish from competitors and to secure customers retention.
- ♥ **Software with 6 modules**
- ♥ **Questionnaire combined** with moisture, sebum and elasticity measurements as well as the camera measurements (optional) calculates skin type and recommends a set of skin care products (from cleansing to day and night care, additional care and food supplements) for women or men.
- ♥ **Imaging with microscope** PC and calculation of pores, spots and wrinkles. Easy comparison of customer images side by side.
- ♥ **Sebum production** and desquamation can be analyzed with the special foils Sebufoam and Corneofilm.
- ♥ **Air analysis** (measurement of sebum, colour, imaging for dandruff, hair thickness) with questionnaire and product recommendation.
- ♥ **Answering questions** and measurement of melanin content allows determination of most suitable sun screen and aftersun products, taking into account where, when and how long somebody is going to be exposed to the sun including the respective UV-index.
- ♥ **Single measurements** (moisture, sebum, elasticity, pigmentation, erythema, pH, temperature and humidity) in any order and on any body site to be saved and printed out.
- ♥ **User can easily enter** the products to be recommended in each programme according to the age of the person, the measurement results and answers to the questions.
- ♥ **The appearance of the software** can be easily changed by altering the name of the programme, exchange colours or the start screen picture, add a logo or even create a new questionnaire.
- ♥ **isioface® 1000** programme for analysis of full face photographs is integrated.



Full Face Photography for Analysis and Treatment Documentation

VisioFace® 1000 D

- full face photography ■ comprehensive, economic analysis of the face
- hardware consisting of light facial booth in which the face is placed (frontally or sidewise)
- 10 white ■■■s inside the booth diodes illuminating the face very homogenously without requiring service

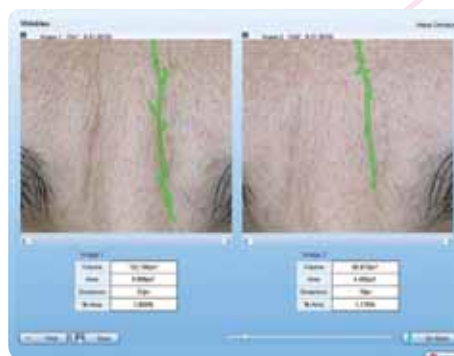


- built-in high quality, high resolution reflex camera not requiring any complicated set-up by the user ■ only plug in the device by ■■■ for immediate use
- when ■isio■ace is out of use soft illumination by white diodes without heat development
- analysis embedded into the Complete ■ kin ■ investigation ■oftware which also operates the ■ulti ■ kin ■est Center
- software can analyse visible spots (on the colored image) as well as pores, wrinkles and colour differences in a chosen area of interest
- like photo is generated by the software
- a ■-image can be calculated
- up to four images of one customer can be placed side by side and zoomed in and analyzed seperately or simultaneously

Full Face Photography for Analysis and Treatment Documentation

VisioFace® 1000 D

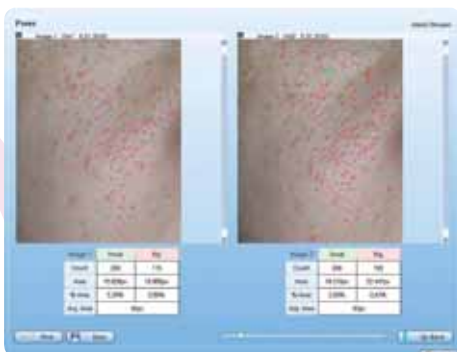
- live image can be placed over an already taken image of this customer in order to match same position of face
- several images can be taken at once and analyzed later
- products can be included in the software, e.g. for day, night or sun care recommendations can be done according to age, gender and results
- informative report including photos, results and products to print out
- software can be personalized directly by customer in terms of colour, logo, images and fonts



wrinkles



3D-function



pores



colour



hidden spots

Technical data
 Dimensions: 54 x 50 x 44 cm; Weight: 14 kg;
 External power supply: 100-240 VAC/12VDC;
 Camera: >12 megapixel;
 Light: 210 white LEDs;
 Interface: USB 2.0

Technical changes may be made without prior notice.



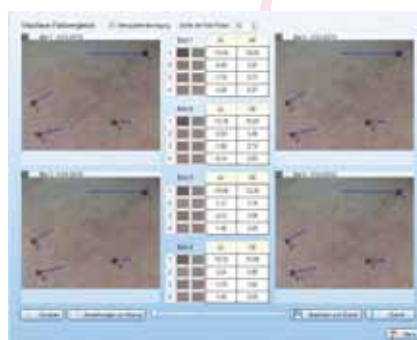
www.courage-khazaka.de

Cologne, Germany

Images of the Face for Documentation and Analysis

VisioFace® lite


- small, shapely device for full face photography and image analysis.
- unique light-guiding pleiglas material, providing homogeneous white lighting. Standby illumination is blue-violet.
- miniature camera (5 Mpx) takes detailed images of the face.
- small dimensions and low weight allow easy mobile use.
- pleiglass stand, lifting the device to a convenient height on the table, protects it during transportation.
- Chin rest for the exact positioning for frontal and sidewise images.
- interesting analyses of different parameters (pores, wrinkles, spots, sun damage, colour, etc. details) on the image.
- automatic product and treatment recommendations.
- the VisioFace® lite works with the full face photography part of the convenient software Complete Skin Investigation (CSI).



colour



wrinkles



3D-function



pores



spots



hidden spots


Technical Data
 Dimensions: HWD 29.2 x 20.8 x 23 cm, Weight: (without stand) 3.4 kg,
 Illumination: Standby blue, activated white (switching by touchless distance sensor),
 Camera: 5 Mpx, Resolution 1944 x 2592 px,
 Power Supply: Illumination: external 100-250 V, 47-63 Hz, DC 12V/4A, Port & Camera: USB 2.0
 Computer: Windows® 7/8/10, has to meet system requirements, USB 2.0/3.0, Intel processor

Take a Close Look at Skin, Hair & Scalp

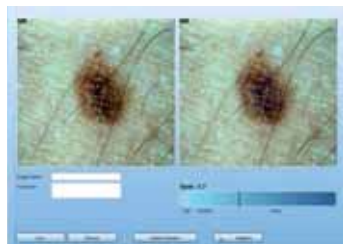
images with polarized light

Visioscope® PC 35


- ♥ USB camera with polarisation filters for images with & without reflection of the skin surface
- ♥ showing skin structure as well as pigmentation & blood flow
- ♥ freezing the image
- ♥ visualization and evaluation in the CSI-software
 - ▣ desquamation (dry skin) with Corneofix®
 - ▣ sebum production with sebufix®
 - ▣ pigmentation spots
 - ▣ skin aging & sun damage
 - ▣ lines and wrinkles
 - ▣ pores
 - ▣ skin impurities (reddening, acne, comedones, etc.)
 - ▣ hair structure, dandruff and condition of scalp
 - ▣ and many more applications



evaluation pores



evaluation spots



evaluation wrinkles



Technical Data:

Camera works with Windows® 7/8/10; Interface/Power supply: USB 2.0;
 Dimensions: approx. 12 x 5.5 x 5.5 cm; Cable length 1.5 m;
 Illumination: 2 x 8 white light LEDs;
 Area of view: 10 x 8 mm; Resolution: 1280 x 1024;
 Filters: 2 polarisation filters, one switchable;
 Camera button to switch the polarisation filter and freeze the image

Quick Skin Check with Special Foils


sebum & desquamation

Sebufix® F 16

Sebum Collecting Tape



- special tape collecting sebum very quickly
- shows spots for activity of sebaceous glands



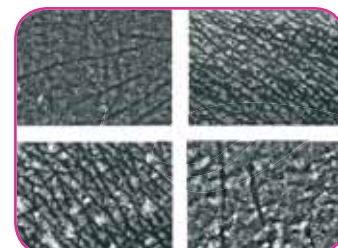
Corneofix® F 20

Desquamation Collector



- special transparent adhesive tape
- collects corneocytes from top layer of skin
- accurate visualisation of level of dryness or damaged skin

Further characteristics
of Corneofix® F 20 and
Sebufix® F 16



- quick and easy
- results evaluated visually or by **isioscope**® by comparison to optical chart
- ideal promotion tools for all kinds of facial and body care products
- especially suitable for direct mailings or home tests which can be evaluated with special evaluation charts or via internet
- attractive promotional material attachable to advertisements of products in **ournals**

Dermacheck Home Test Kit

Technical Data:

Sebufix® F 16 Dimensions: 1.7 x 1.7 cm

Corneofix® F 16 Dimensions: 2 x 2 cm

Sebumpad SP 49 Ø: 1.4 cm, Height: 1 cm

All foils are proven to be absolutely harmless to the skin.

Technical changes to the foils and the pad may be made without prior notice.



www.courage-khazaka.de

Cologne, Germany

Quick Skin Check with Special Foils

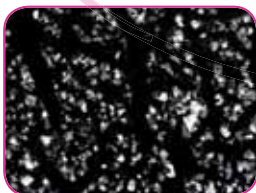
sebum ▣ desquamation

Sebufix[®] and Corneo- fix[®] to be used with the Visioscope[®] camera



When Sebufix[®] together with Visioscope[®] PC allows the sebum production to be observed live.

When Corneofix[®] is employed with the Visioscope[®] PC, desquamation flakes are shown.



Sebumpad P 49

Sebum Collecting Pad

- special pad collecting sebum very quickly
- shows spots for activity of sebaceous glands
- ideal promotion tool for oil control products



Technical Data:
Sebufix[®] F 16 Dimensions: 1.7 x 1.7 cm
Corneofix[®] F 16 Dimensions: 2 x 2 cm
Sebumpad SP 49 Ø: 1.4 cm, Height: 1 cm
All foils are proven to be absolutely harmless to the skin.

Technical changes to the foils and the pad may be made without prior notice.



www.courage-khazaka.de

Cologne, Germany

Take a Close Look at Skin & Scalp

porphyrines

Visiopor® PP 34N



- fluorescence diagnosis as an indispensable tool in dermatology
- visibility of porphyrines (bacterial pigments from Propionibacterium acnes creating comedones and later acne) as fluorescent orange-red spots in the pores under the specific light



before treatment



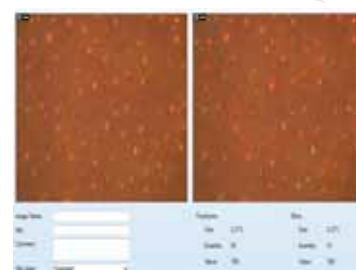
after treatment

Technical Data:

Camera works with Windows® 7/ Windows® 8/ Windows® 10;
 Interface/Power supply: USB 2.0;
 Dimensions: approx. 12 x 5.5 x 5.5 cm; Cable length 1.5 m;
 Illumination: 16 UVA-LEDs, 375...385 nm;
 Area of view: 10 x 8 mm; Resolution: 1280 x 1024;
 Camera button to freeze the image

Technical changes may be made without prior notice.

- numerous applications for skin and scalp in dermatology and cosmetology, especially in the field of acne, efficacy of anti-bacterial cleansers and shampoo
- special camera powered and connected by **USB**
- comfortable software for the evaluation of the number and size of the fluorescent spots
- possibility of distinguishing between the red-orange spots (porphyrines) and the yellow-greenish spots (others)
- all data can be exported to **Excel**.



www.courage-khazaka.de

Cologne, Germany

skin Type Analysis for Expert Advice in Cosmetics

Beauty Analyzer B3

- combination of the three most interesting measurement parameters for skin type analysis: skin hydration, oil (sebum) and pigmentation
- the recommended ΔP for the sun exposure is calculated from the pigmentation measurement
- quick performance and clear display of the results

moisture, oil, pigmentation

- ideal instrument for recommendation of skin care and sun care products at the point of sale



Technical Data:
 Dimensions: 17 x 21.5 x 5.5 cm, Weight: approx. 1.0 kg,
 External power supply: 100-240 VAC/12VDC
 Measuring principles:
 Moisture: capacitance (scale 0-99)
 Sebum: photometrical (scale 0-99)
 Melanin: absorption/reflection (scale 0-99)

Technical changes may be made without prior notice.



www.courage-khazaka.de

Cologne, Germany

Skin Analysis and Consulting in the Cosmetic Studio

moisture, oil, melanin, erythema

Skin Diagnostic SD 202

- basically equipped with moisture, oil and melanin/erythema measurement
- further probes (pH, TEWL) can be connected to the device on special request
- results shown on display
- skin type and laser risk analysis for computer with special software Dermacheck 2000 can optionally be obtained

The SD 202 is light, portable, battery operated, flexible and easy to handle. It can be used easily on the counter, in a beauty or hairdressers salon, at the dermatologist or in the pharmacy to attract customers and to increase the sales of cosmetic products.

Please ask for our special transportation accessories.



Technical Data:
 Power Supply: battery operated (9 V); Dimensions: 15 x 14 x 4.5 cm;
 Weight: 0.5 kg; Measurement Principle: moisture: capacitance (scale 0-99), sebum: photometrically (scale 0-99), melanin/erythema: absorption/reflection (scale 0-99), pH: glass electrode (pH with one decimal), TEWL-Index: open chamber water flux measurement (scale 0-20)

Technical changes may be made without prior notice.



www.courage-khazaka.de

Cologne, Germany

Risik Management for the Skin

Skin Pigmentation Analyzer SPA 99

- recommended instrument for advising on sun care, skin whiteners, risk assessment and adjustment of laser treatments
- analysis of melanin and erythema level of skin indicating balance between pigmentation and redness
- result shown on a display
- laser risk analysis for computer with special software **ermacheck 000** can optionally be obtained

The SPA 99 is light, portable, battery operated, flexible and easy to handle. It can be used easily on the counter, in a beauty or hairdressers salon, at the dermatologist or in the pharmacy to attract customers and to increase the sales of cosmetic products.

Please ask for our special transportation accessories.

pigmentation and erythema



Correlation of the melanin- erythema index with the Fitzpatrick skin types

Fitzpatrick Skin Type	Melanin Index	Erythema Index	Risk for Hyper-/Hypo-pigmentation	Risk for Light Induced Irritation
I (very white or freckled) - Always burn.	[Brown gradient triangle]	[Red gradient triangle]	[Brown gradient triangle]	[Red gradient triangle]
II (white) - Usually burn.				
III (white to olive) - Sometimes burn.				
IV (brown) - Rarely burn.				
V (dark brown) - Very rarely burn.				
VI (black) - Never burn.				

Technical Data:
 Power Supply: battery operated (9 V), Dimensions: 15 x 14 x 4.5 cm;
 Weight: 0.5 kg; Measurement Principle: absorption/reflection
 Technical changes may be made without prior notice.

Flexible Devices for the Skin Analysis

Wireless Probes

moisture, sebum, Pigmentation

easy and flexible determination of skin parameters

- Hydro Pen P 10 (moisture)
- Skintone Pen P 10 (pigmentation)
- Sebu Pen P 10 (sebum with pads)



- Perfect devices for a targeted recommendation of skin care products
- Quick and easy measurement at the point of sale
- The result is immediately shown on the display.
- Easy evaluation of the results is done by a chart.

combination of the Pens and the
Palm P 100
Pen tation P 100

Technical Data:
power supply: battery (2x AA-batteries alkaline);
dimensions: length 20.2 cm, Ø 41 mm; weight: 150 g;

measurement principles:
sebum: photometrical (Scale 0-99)
moisture: capacitance (Scale 0-99)
pigmentation: photometrical (Scale 0-99)

Technical changes may be made without prior notice.



**Interpretation Chart
Pen Station PS 100**

Hydro Pen P 10 - Moisture		Sebu Pen P 10 - Sebum	
Value	Interpretation	Value	Interpretation
0-20	Very dry	0-20	Very low
21-40	Dry	21-40	Low
41-60	Normal	41-60	Normal
61-80	Moist	61-80	High
81-100	Very moist	81-100	Very high

Skintone Pen P 10 - Pigmentation

Value	Interpretation
0-20	Very light
21-40	Light
41-60	Normal
61-80	Dark
81-100	Very dark

A Close Look at Skin, Nails, Hair & Scalp



images with polarized light

Visioscope® Palm VP 25

- ♥ images with ■ without reflection of the skin surface for a close look at the skin
 - dry skin
 - pigmentation spots
 - skin ageing ■ sun damage
 - lines ■ wrinkles
 - pores
 - impurities (redness, acne, comedones, etc.)
 - hair structure, dandruff, condition of the scalp and many more applications
- ♥ with freeze function for the image



Technical Data:

Camera: Dimensions: 202 mm length, largest Ø 41 mm, Illumination: 2 x 6 white LEDs, special polarization filters, Area of view: 5.2 x 4.4 mm (corresponds to a zoom of approx. 13 x), Power supply: via monitor unit, Type: CMOS PAL
 Monitor: Dimensions: 152 x 80 x 25 mm, weight including battery and camera: 400 g
 Power supply: Lithium-Ion rechargeable battery (1S2P CGA-103450A), 3.6 V/3900 mAh, nominal energy: 14.4 Wh, Rechargeable: with the supplied power supply or by USB at a computer
 Type: 3.5" QVGA, Resolution: 240 x 320 Pixel, Illumination: LED (approx 1000 h lifetime)
 Power supply: Input: 90-264 V AC, 47-63 Hz, 0.5 A (max.), Output: 5-7 V, 10 W max.
 Dimensions: 78 x 42 x 30 mm (without adapter), weight: approx. 150 g
 Technical changes may be made without prior notice.



www.courage-khazaka.de

Cologne, Germany

Increase Your Sale of Skincare Products

Skin Diagnostic SD 27

moisture and oil

- quick and easy skin analysis by measurement of moisture and sebum at the point of sale
- perfect tool for recommending products for each individual skin type
- sebum measurement also applicable to hair and scalp
- result shown on a display and a diode chain

ambient temperature is taken into account to adapt the moisture measurement to different conditions (seasons, climate zones etc.)

The device is light, portable, battery operated, flexible and easy to handle.

It can be used easily on the counter, in a beauty or hairdressers salon, at the dermatologist or in the pharmacy to attract customers and to increase the sales of cosmetic products.



temperature adjustment



interpretation



Technical Data:
Power Supply: battery operated (9 V), optional external power supply (100-240VAC/9 VDC); Dimensions: 17 x 20 x 5.5 cm;
Weight: 0.5 kg
Measurement principles: oil: photometric (scale 0-99), hydration: capacitance (scale 0-99)

Technical changes may be made without prior notice.



www.courage-khazaka.de

Cologne, Germany

Recommend the Suitable Sunscreen Factor



Sun Protection Diagnostic SP 37

pigmentation

ideal device to analyse natural protection time (time somebody can expose to the sun unprotected) and sun screen needed according to sun intensity (location, season, reflection) and exposure time by pigmentation measurements of skin

results are shown on a display and diode chains

The SP 37 is light, portable, battery operated, flexible and easy to handle.

It can be used easily on the counter, in a beauty or hairdressers salon, at the dermatologist or in the pharmacy to attract customers and to increase the sales of cosmetic products.

Please ask for our special transportation accessories.



sun intensity



exposure time



	<1,000 m	+1,000 m		
1	I	II	IV	V
2	II	III	V	VI
3	IV	V	VII	VII
4	VIII	VIII	VIII	VIII



	<1,000 m	+1,000 m		
1	II	III	V	VII
2	III	IV	VI	VII
3	V	VI	VII	VII
4	VIII	VIII	VIII	VIII



	<1,000 m	+1,000 m		
1	IV	V	VII	VII
2	V	VI	VII	VIII
3	VII	VII	VIII	VIII
4	VIII	VIII	VIII	VIII

Technical Data:
 Power Supply: battery operated (9 V), optional external power supply (100-240VAC/9 VDC) Dimensions: 17 x 20 x 5.5 cm; Weight: 0.5 kg;
 Measurement Principle: melanin by absorption/reflection

Technical changes may be made without prior notice.



www.courage-khazaka.de

Cologne, Germany

For Every Measurement the Suitable Device

Elastometer EM 25

elasticity

- measurement of the skin elasticity by the well-established suction method
- testing of skin's ability to resist (firmness) against ability to return into original position after pressure (elasticity)
- result shown in \square on display
- elasticity measurement indicates the biological skin age
- chart interprets result according to person's age
- provides strong selling point for cosmetics and treatments, e.g. anti-ageing products



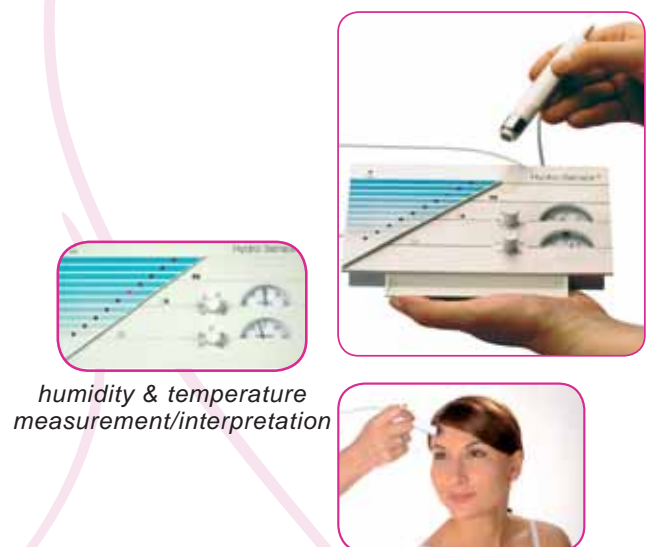
Technical Data:
 External power supply: 100-240 VAC/12VDC,
 Dimensions: 24 x 20 x 7 cm,
 weight: 2.2 kg
 Measurement principle: suction

1609 Technical changes may be made without prior notice.

Hydro Sensor

moisture

- device for measurement of skin moisture
- taking account of measured room temperature and humidity
- therefore also suitable for use in all different climates
- result shown quickly on a diode chain
- small, portable, battery operated
- ideal instrument for the beauty or hairdressers salon, at the dermatologist or in the pharmacy to attract customers and to increase the sales of cosmetic products.



Technical Data:
 Power Supply: battery (9 V), Dimensions: 18x 12 x 3 cm, Weight: 0.25 kg; Measurement principle: capacitance (scale on 10 LEDs),
 Technical changes may be made without prior notice.



www.courage-khazaka.de

Cologne, Germany

Customized Devices & Software

Are you a cosmetic company and looking for a new way to promote your products and brands? Our worldwide acknowledged skin testing instruments help you to get ahead of your competitors.

- combination of measurement methods according to your specific needs
- from adding just your logo to creating your own design, everything is possible



- choose the measurement parameters, the material, shape, colour and printing of the housing



- designs as miniature handheld devices, luxury stand alone units, or electronic built-in towers can be done



- appealing software to match your products and philosophies can be designed
- even for small quantities of devices there is no limit

The designs of shown devices and software are property of the respective companies (Juvena, KBL, Lancôme, Pierre Fabre, Pond's Institute, Vichy).